

Geography – The UK

**Q1: What is the difference
between a town and the
countryside?**

Objectives/aims

- To understand the difference between a 'town' and the 'countryside'
- To use key words to describe the town and the countryside.

By the end of this session I will be able to:

- Name at least 2 features of a town and 2 features of the countryside.
- Describe some differences between a town and the countryside
- Sort features under the headings – 'town' and 'countryside'
- Create pictures of a 'town' and a 'countryside' setting. (Art work)

Key Words



town



country



village



city



houses



farm

similar

different

QUIZ

The UK - What do I know already?

1. Name a difference between the town and the countryside.
2. What country do you live in?
3. What is the capital of England?
4. Write down 2 things you already know about the UK.
5. What city/town do you live in?

Write your answers in your book or on a piece of paper.
Remember to write the title and the date at the top.

Listen and follow the story of : Town Mouse and Country Mouse.

This story is based on a fable by Aesop and is one of eight tales featured in the 'Ladybird Favourite Stories' book. Illustrated by Alexandra Steele-Morgan

<https://www.youtube.com/watch?v=AJxCsNEZCt8>

I have also created a separate ppt of the story if you are unable to access the link.

Some features of
the Countryside



Some features of
the Countryside



thatched cottage



farm



hay bales



barn

Some features of
the Countryside



Some feature of a town/city



high street



office blocks



shopping centre



multi storey car park

Some feature of a town/city



block of flats



football stadium



traffic jams



market

Task 1: Where does it belong?

What features would we find in a 'town'?

What features would we find in the 'countryside'?

Sort the pictures into town and countryside
(see sheet).


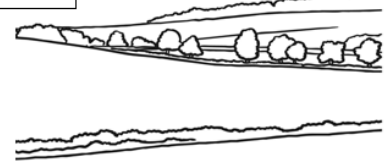
Don't worry if you cannot print off the sheet.

You can draw a table with 2 columns and write the headings 'town' and 'countryside'.

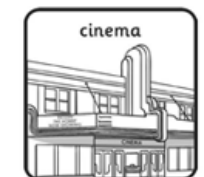

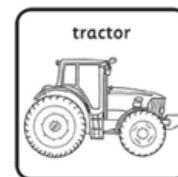
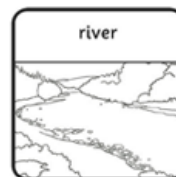


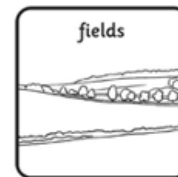

Then draw pictures and/or write the words under the correct headings.

Name: _____ Date: _____

T: can I sort pictures to show the difference between town and countryside features?

Town	Countryside
	

Cut the pictures out carefully and stick them in the correct places in the table.



Task 2: (Geography/Art)

Create 2 pictures

One of the countryside, and one of a town/city.

Think carefully about the key features will you include in each picture.

You can choose the art medium and technique to use, e.g. drawing using pencil/crayons; paint; or collage or a model. It is up to you!

(Any pictures should be A4 size - i.e. 1 sheet of paper for each picture).

Please take your time, so you can produce your best work!